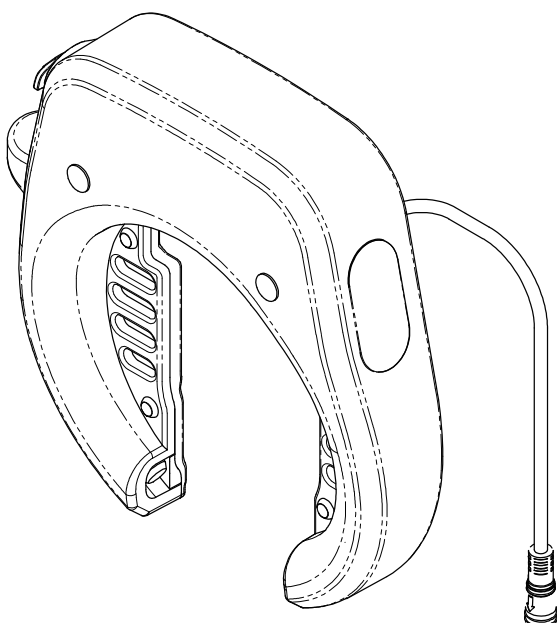


WL7002

CAN bus Ring Lock

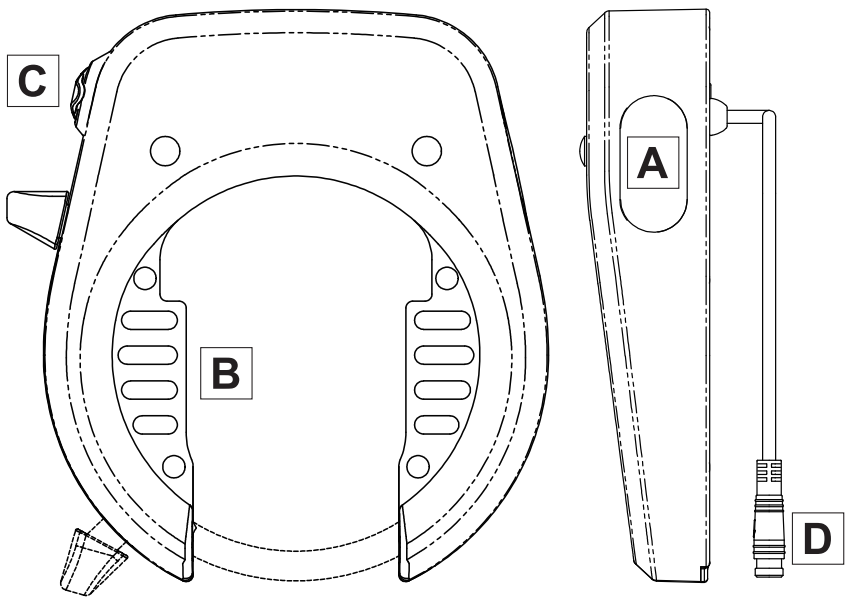
Quick Operation Instruction

- 1
- WL7002 Overview
- 2
- Device Information
- 3
- LED Indications
- 4
- Button Indications
- 5
- Getting Started with WL7002



1

WL7002 Overview



- A : LED Indicator Dome with Lock/ Unlock button
- B : Mounting Slots
- C : PIN lock hole for plug-in chain or cable
- D : CAN bus cable (connected from ring lock)

2

Device Information

CAN bus Protocol	CAN 2.0B
CAN bus cable connector	M5 connector (female)
Wireless	2.4GHz
Power input	12V
Extension	Supports plug-in chain/ cable
Mobile App.	iOS & Android

3

LED Indications

State	LED Color	LED Indication
Power On	Red	Flashes once, then off
Power Off	No color	LED off
Waiting for pairing	Red	Blinking
Paired successfully	Blue	Flashes once, then off
Unlock	Blue	Solid on for 3 seconds
Lock	Blue	Solid on for 1 second
Firmware Flashing	Red	Blinking

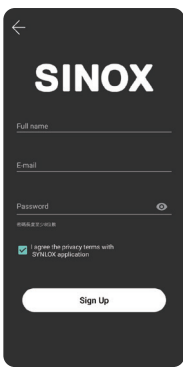
4

Button Indications

Mode	Actionable Steps
App. Pairing	Hold the button for ten seconds
Unlock	Press the button to unlock
Lock	Press the button to lock


5

Getting Started with WL7002




1. Download “SINOX” APP from the APP Store or Google Play, sign up for a new account and then Log in. You can set your password when registering your account.

2. Turn on the Bluetooth on your mobile device and launch the SINOX APP.

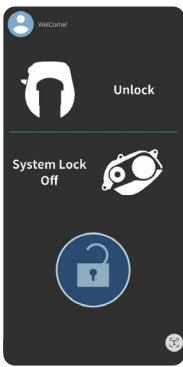


3. Turning on the e-bike will also power up the electronic ring lock, to press the button for ten seconds (Red LED blinking), you can pair WL7002 using the SINOX APP.



4. Locking /Unlocking WL7002

- Via SINOX APP : Wake up the WL7002 by tapping the icon on and lock/unlock manually.
- Via keyless of SINOX APP : Carry the smartphone with you, press the button to wake up the WL7002, and then lock/Unlock it manually.



5. Limited Warranty

SINOX warrants all products sold by SINOX to be free of defects in material and workmanship for a period of one (1) year from the date of purchase unless otherwise specified on the product.

If a product is found to be defective by SINOX, in its sole description, SINOX's only responsibility will be to replace the defective product.

SINOX will not be responsible for any costs, losses or damages incurred because of the loss or use of any of its products, and SINOX specifically disclaims all claims for consequential and incidental damages.